

HW 7-4

Int 1

Tables, Graphs & Equations

Unit 7

Instructions: You will be given a table or a graph. Use that information to fill out the rest of each question.

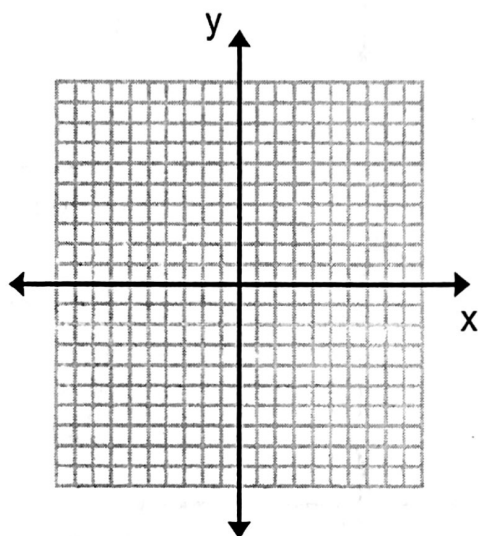
1.

TABLE:

x	y
-2	-6
-1	-3
0	0
1	3
2	6

CROC: _____

GRAPH:



Equation: _____

Is this a proportional relationship?

Circle: YES or NO

How do you know? _____

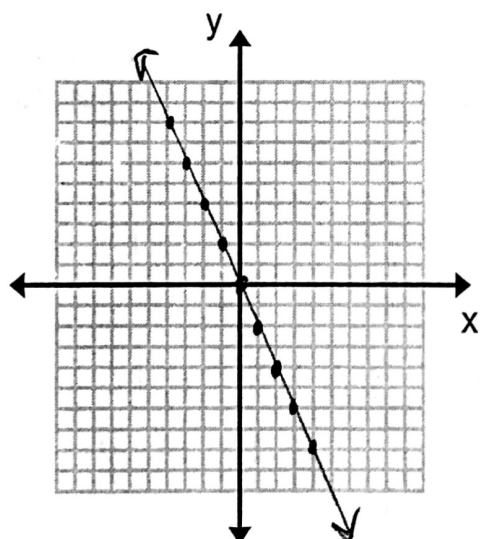
2.

TABLE:

x	y
-2	
-1	
0	
1	
2	

CROC: _____

GRAPH:



Equation: _____

Is this a proportional relationship?

Circle: YES or NO

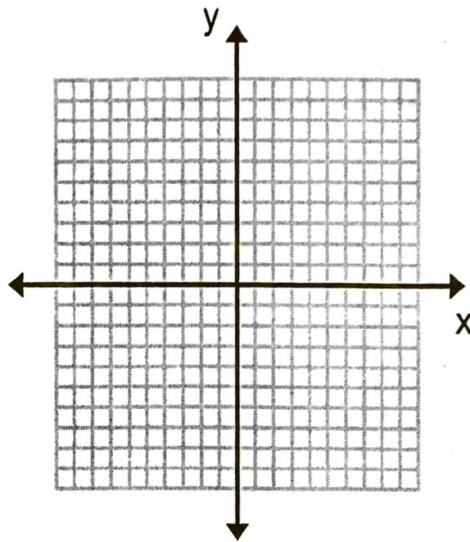
How do you know? _____

3. TABLE:

x	y
-2	5
-1	6
0	7
1	8
2	9

CROC: _____

GRAPH:



Equation:

Is this a proportional relationship?
Circle: YES or NO

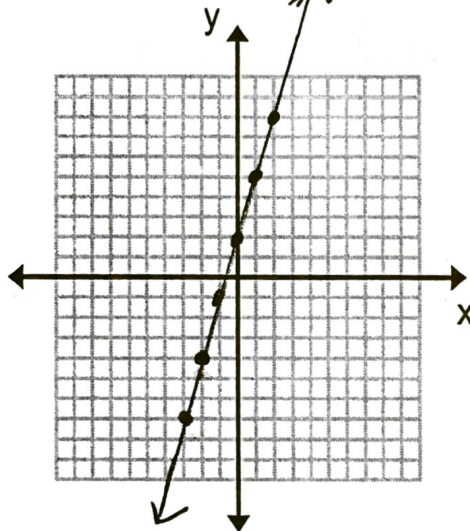
How do you know? _____

4. TABLE:

x	y
-2	
-1	
0	
1	
2	

CROC: _____

GRAPH:



Equation:

Is this a proportional relationship?
Circle: YES or NO

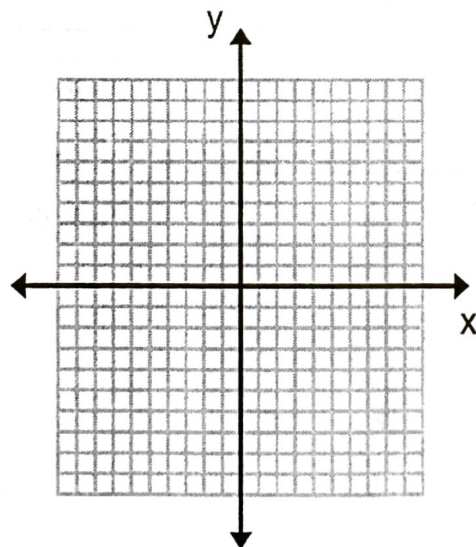
How do you know? _____

5. TABLE:

x	y
-6	-2
-3	-1
0	0
3	1
6	2

CROC: _____

GRAPH:



Equation:

Is this a proportional relationship?
Circle: YES or NO

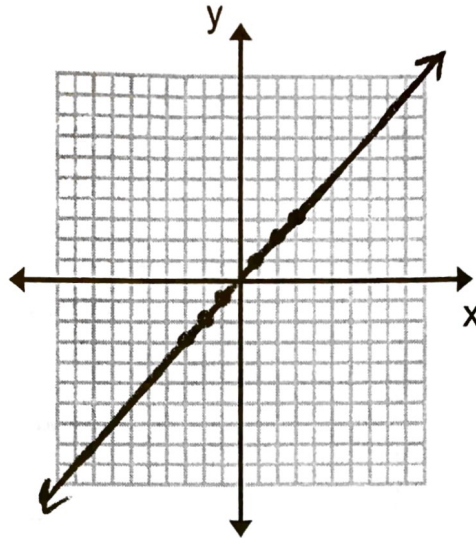
How do you know? _____

6. TABLE:

x	y
-2	
-1	
0	
1	
2	

CROC: _____

GRAPH:



Equation:

Is this a proportional relationship?
Circle: YES or NO

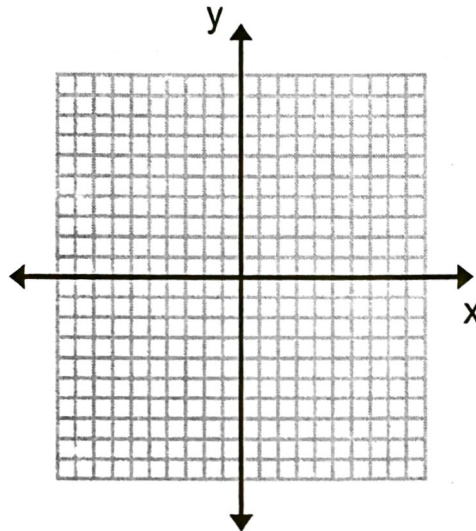
How do you know? _____

7. TABLE:

x	y
-10	2
-5	1
0	0
5	-1
10	-2

CROC: _____

GRAPH:



Equation:

Is this a proportional relationship?
Circle: YES or NO

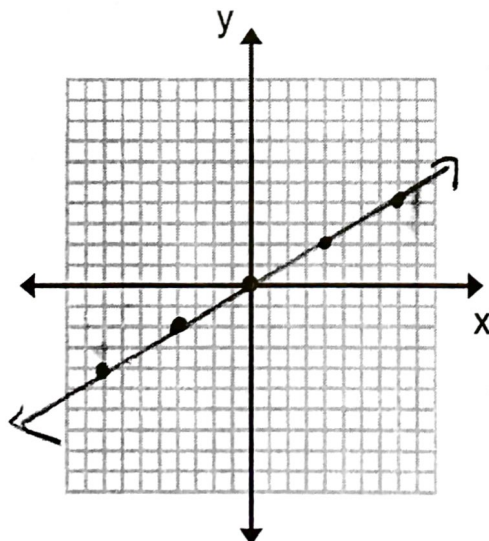
How do you know? _____

8. TABLE:

x	y
-8	
-4	
0	
4	
8	

CROC: _____

GRAPH:



Equation:

Is this a proportional relationship?
Circle: YES or NO

How do you know? _____

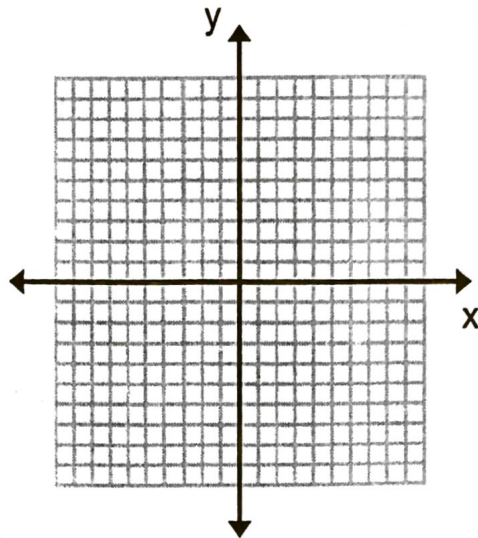
BONUS: Fill out all missing pieces.

TABLE:

x	y
-2	
-1	
0	-3
1	-1
2	1

CROC: _____

GRAPH:



Equation:

Is this a proportional relationship?

Circle: YES or NO

How do you know? _____

